

Pneumatic Soil Triaxial Testing System (STX-050)



FUNCTIONS

- Closed-loop digital servo control
- Automatic multi-stage testing
- Static & dynamic loading
- Automatic quick cell assembly
- Stress/strain path
- Frequencies up to 10 Hertz
- Unsaturated soil testing upgrade
- Complete test automation including saturation, consolidation, & shear
- Affordably priced

DESCRIPTION

The STX-050 triaxial testing system is intended for performing conventional triaxial tests, namely a constant rate of strain axial compression test, as well as advanced procedures such as Ko test and stress/strain path. This system also provides the necessary versatility to easily perform dynamic tests for liquefaction, resilient modulus, and cyclic strength, to mention a few. The triaxial testing system includes all the necessary software modules to perform the above tests.



The system integrates automatic cell wall lift/close to minimize the test preparation time and minimize disturbance of the specimen. With a push of a button the triaxial cell wall is lowered and locked with the base to allow the water to fill the cell. The advanced hardware and design eliminate the need to manually assemble the triaxial cell.

The triaxial test app helps the user select the proper testing parameters and provides the necessary information required to automatically execute the desired test. The triaxial app helps minimize learning time and enables laboratory personnel to conduct more complex, but realistic, testing programs at substantially lower operating cost and with minimal operator error. The system manages all the instrumentation and continuously monitors sensor outputs to accurately account for uplift pressures acting on the loading piston, area changes, deformation and volume change sensors setup and re-positioning, etc.

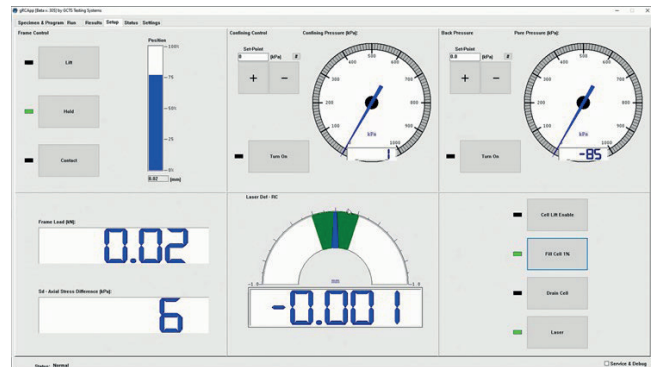
Summary results for individual test specimens can be generated in report format and files can be merged to produce a Mohr envelope plot for up to five specimens. Data acquired from all the software modules can be easily transferred to other programs like spreadsheets, databases, etc.

SHIPPING

System Dimensions: 81 x 59 x 112 cm (W x D x H)
Shipping Dimensions: 101 x 76 x 140 cm (W x D x H)
Weight: 150 kg (220 kg Shipping)



Automatic quick cell assembly and water filling/draining



Easy to use and powerful multi-platform applications